

DATA SHEET

- ❖ Up to four channels.
- ❖ Relay outputs.
- ❖ LED indication.
- ❖ Buzzer.
- ❖ Learn mode.

Description

The CRD4 is a four channel reader; it is designed to activate a relay when a valid magnetic card is passed through the reading head. Up to four different magnetic card groups can be read, all magnetic cards within a group are identical. Each group has its own channel.

When a magnetic card of a group is passed through reading head a relay associated with that group is activated.

Channels	Relay output
Channel 1	J3
Channel 2	J4
Channel 3	J5
Channel 4	J6

A red LED D10 is lit to indicate relay activation and a buzzer is sounded. There is also a connector for an external LED to indicate activation of relay, same as D10. The buzzer can be disabled by cutting JP1.

Learn Mode

A new group is programmed into CARD4 channel as follows: (refer to the fig. 1).

1. Toggle S5 to **PROG**
2. Choose one of the four channel by pressing any one of the push switch from 1 to 4.
3. One of the LED from D2 to D5 will lit according to the selected channel.

Channels	Push Switch	LED
Channel 1	1	D2
Channel 2	2	D3
Channel 3	3	D4
Channel 4	4	D5

4. Pass magnetic card through Reading Head.
5. The LED will go off to indicate that the magnetic card is recorded.

Wiring (refer to the fig. 1).

J1

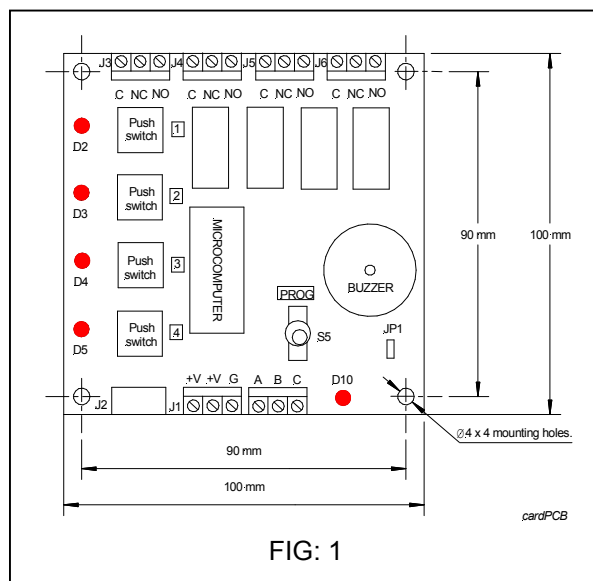

- +V = Supply voltage.
- +V = Supply voltage.
- G = Return.
- A = External LED (Anode).
- B = External LED (Anode).
- C = External LED (Cathode).

J2

Reading head connector.

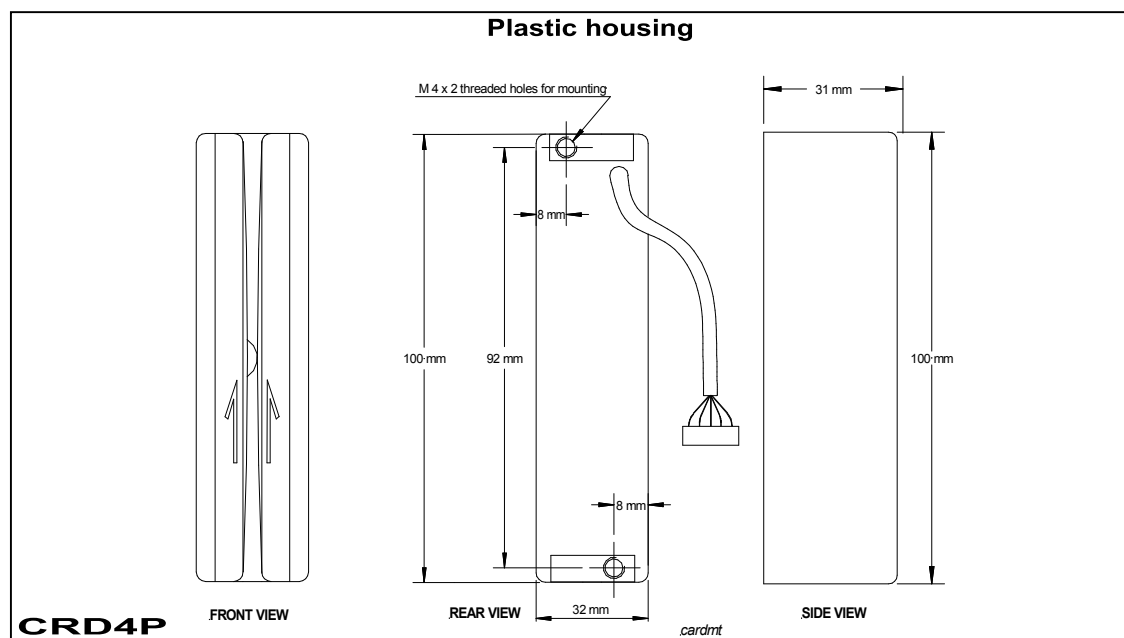
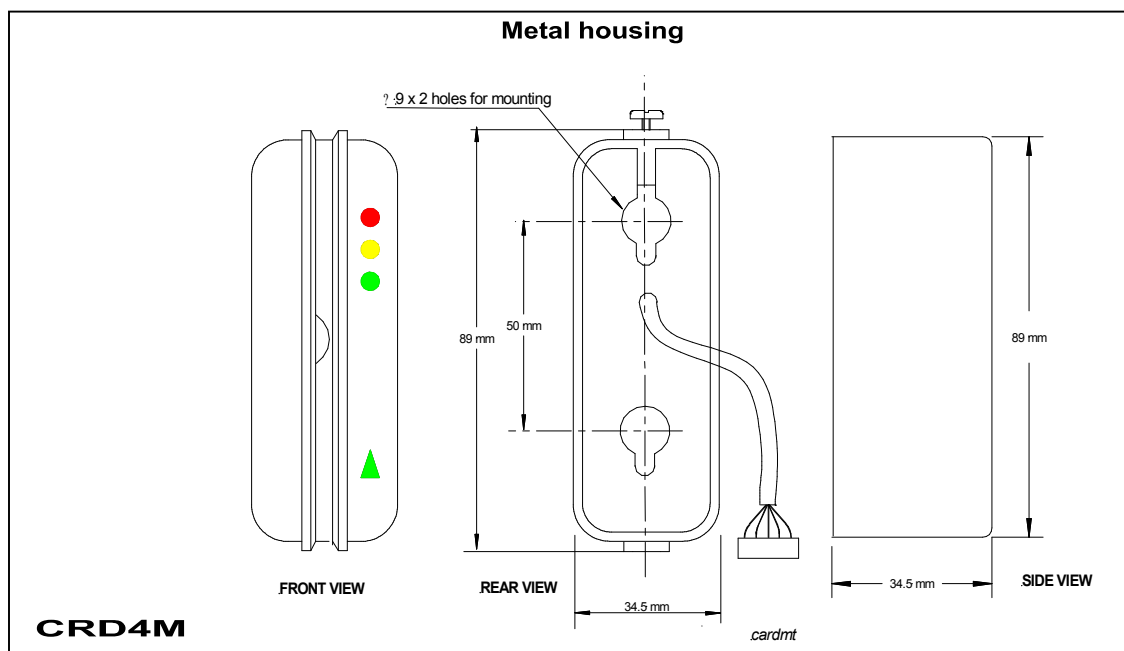
J3 to J6

Relay output, change over.



Specifications

Power supply	14 – 24V DCm (24V DCm Nominal), (DCm = Rectified not filtered)
Current	50 mA
Channel	Four independent channels.
Output	Relay contact, 0.5A @ 120V AC, 1A @ 30V DC N.O. and N.C. (change over)
Indications	On board LED and Buzzer to indicate relay activation external LED connector for external LED to indicate relay activation.
Channel programming	"Learn Mode" by passing a new magnetic card and the card is recorded.
Reading head cable	CRD4M = 5 meters and CRD4P = 0.3 meters
Weight	CRD4M = 570 grams and CRD4P = 240 grams
Activation time	Relay and buzzer are activated for 4 seconds.

**Ordering Information**

CARD4M	Metal housing.
CARD4P	Plastic housing.

Taliner (UK) Ltd. reserves the right to change specifications without notice.

Taliner en Peripherals CDR4 DS v1.01.doc