

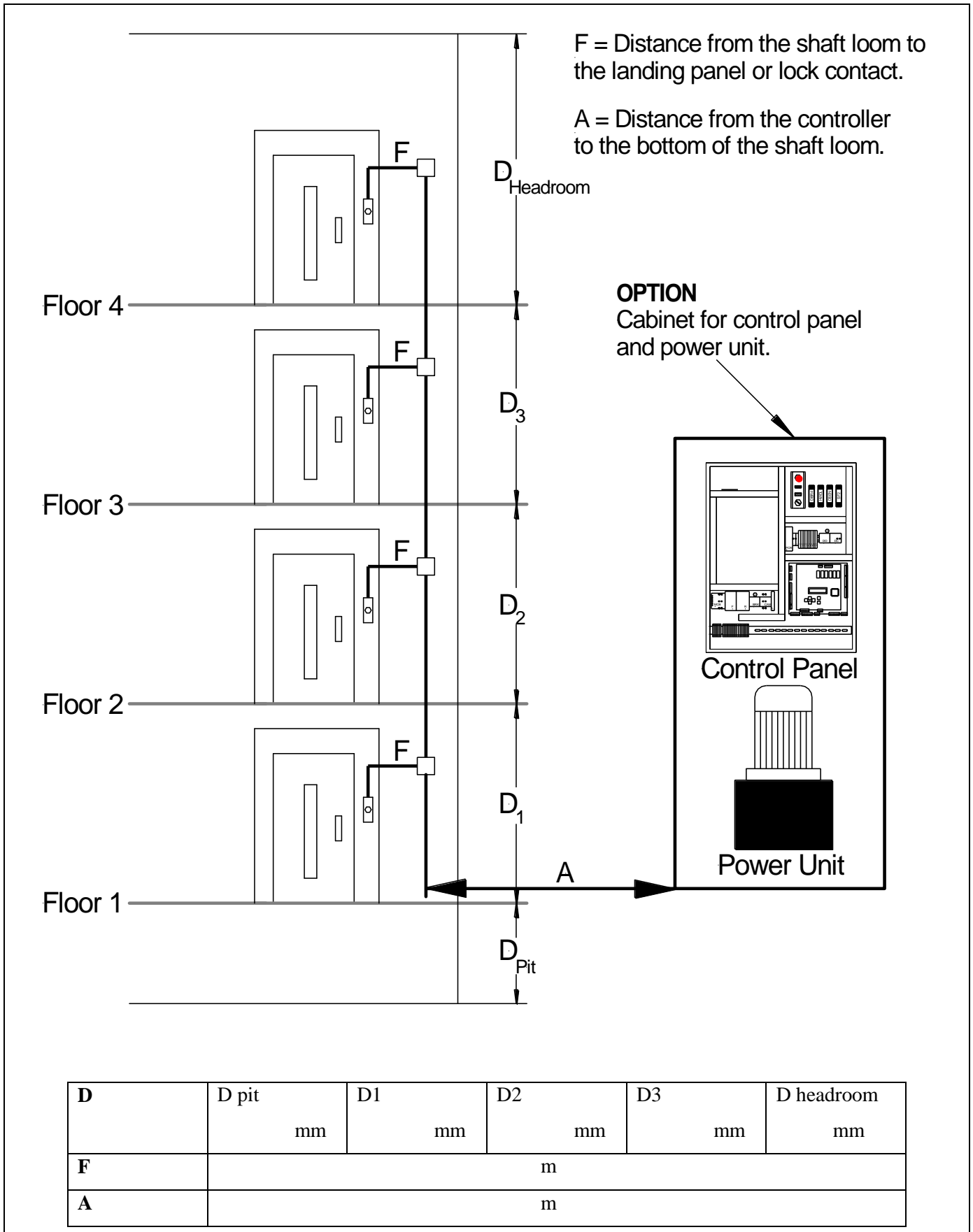


**Trent Lift, Hydraulic lift, 0.15m/s, EN81-41,**

<b>Company name:</b>		<b>FAO:</b>	
<b>Project name:</b>		<b>Project number:</b>	
<b>Project address:</b>		<b>Required delivery date (dd/mm/yy):</b>	/ /
<b>Delivery address:</b>			

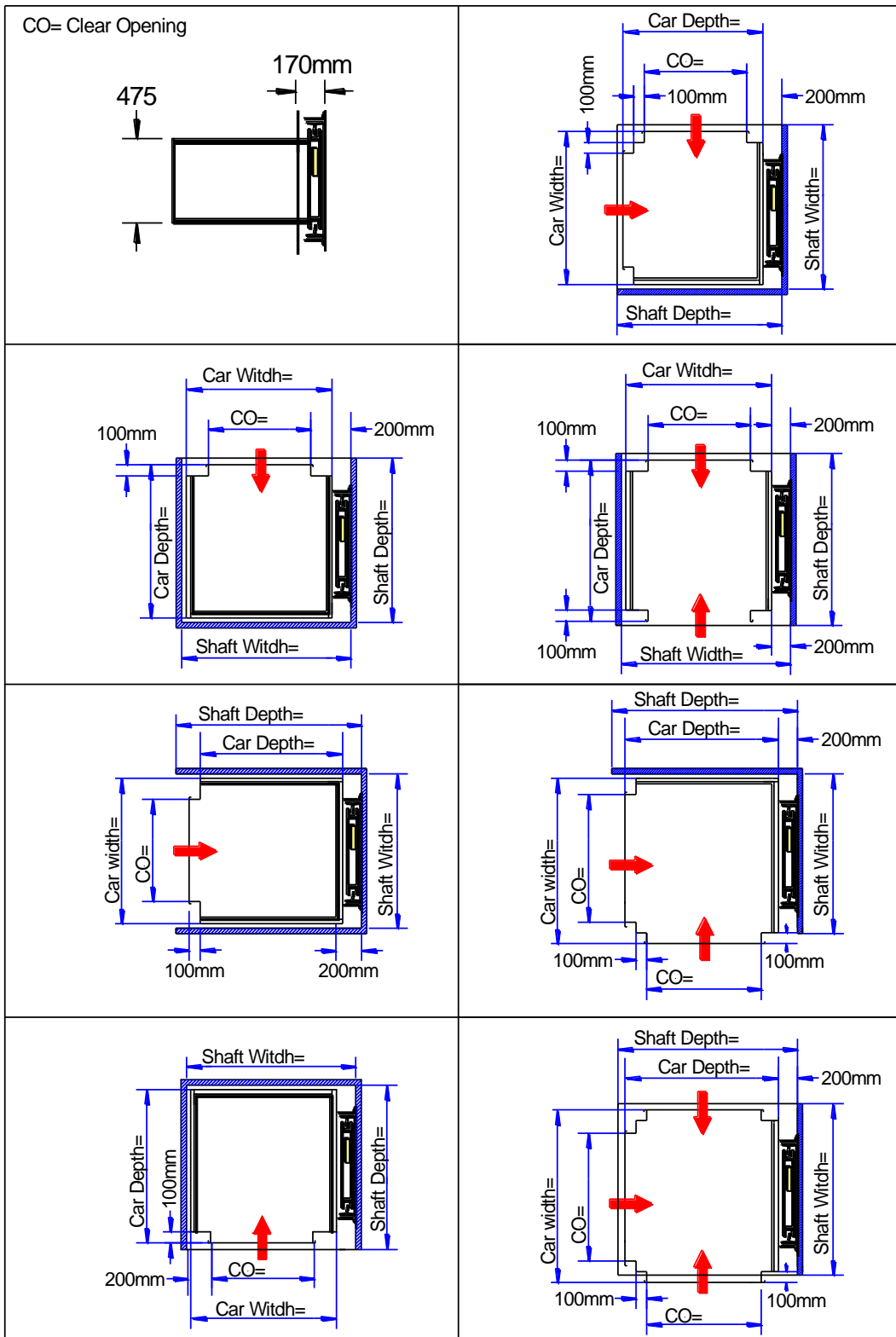
<b>Mains power available</b>	<input type="checkbox"/> 1x 240v + Neutral wire , 16A <input type="checkbox"/> 3φ x 415v only+ neutral wire , 9A <input type="checkbox"/> Other: _____
<b>Access</b>	<input type="checkbox"/> Private lift <input type="checkbox"/> Public access lift
<b>Standards &amp; compliances</b>	<input type="checkbox"/> DDA compliant lift - EN81-70
<b>Lift data</b>	Number of floors: _____                              Floor designation: _____ , _____ , _____ , _____ , _____ Total travel: _____ [mm] Rated load: _____ [Kg] (max. 400Kg) Number of passengers: _____ Rated speed: _0.15_ [m/s] Number of starts per hour: _____ Short floors: _____

When completed, please **submit by email** or fax to **01937572299**  
**Phone:** 0870 609 3570 **FAX:** 01937 572 299 **E-mail:** info@talinor.co.uk  
 This form can be downloaded from our website [www.talinor.co.uk](http://www.talinor.co.uk)



<b>Shaft data</b>	<p><b><u>Shaft:</u></b></p> <p><input type="checkbox"/> Brick shaft    <input type="checkbox"/> Concrete shaft    <input type="checkbox"/> Metal structure shaft    <input type="checkbox"/> Shaft to be supplied with the lift</p> <p><input type="checkbox"/> Shaft lighting system</p> <p><b><u>Shaft Dimensions:</u></b></p> <p>Shaft dimensions [WxDxH]: _____x_____x_____ [mm]</p> <p>Headroom: _____ [mm]</p> <p>Pit: _____ [mm]</p> <p><b><u>Landing Doors:</u></b></p> <p>Number of landing doors: _____ (Enterances). Clear opening: _____ X _____ mm</p> <p><input type="checkbox"/> Automatic landing doors            <input type="checkbox"/> Manual swing (hinged) landing doors</p> <p><input type="checkbox"/> Left / <input type="checkbox"/> Right, opening (as viewed from the landing)    <input type="checkbox"/> Fire rated landing doors</p> <p><b><u>Landing Doors finish:</u></b></p> <p><input type="checkbox"/> RAL _____    <input type="checkbox"/> Stainless steel    <input type="checkbox"/> Glass unframed    <input type="checkbox"/> Glass Framed</p> <p><b><u>Landing operating panels LOP:</u></b></p> <p><input type="checkbox"/> Landing operating panels mounted on landing architraves</p> <p><input type="checkbox"/> Number of LOPs: _____</p> <p><b><u>Landing Signalisation:</u></b></p> <p><input type="checkbox"/> PI on all landings    <input type="checkbox"/> PI on main landing only    <input type="checkbox"/> PI within LOP</p> <p><input type="checkbox"/> In-use indicator on all landings</p> <p><b><u>Landing Architraves:</u></b></p> <p><input type="checkbox"/> Stainless steel    <input type="checkbox"/> RAL _____</p> <p><b><u>Shaft lighting:</u></b></p> <p><input type="checkbox"/> Shaft lighting system</p>
-------------------	---









**Car Options**



<b>Car data</b>	<p><b><u>Car Doors:</u></b></p> <p><input type="checkbox"/> Number of car doors _____    <input type="checkbox"/> No car door    <input type="checkbox"/> Manual shutter door</p> <p><input type="checkbox"/> Automatic side opening to the left (as seen from the landing ).</p> <p><input type="checkbox"/> Automatic side opening to the right (as seen from the landing).</p> <p><input type="checkbox"/> Automatic centre opening    <input type="checkbox"/> Car ventilator    <input type="checkbox"/> UPS for automatic doors emergency opening.</p> <p><b><u>Car doors finish:</u></b></p> <p><input type="checkbox"/> RAL_____    <input type="checkbox"/> Stainless steel    <input type="checkbox"/> Glass Unframed    <input type="checkbox"/> Glass Framed</p> <p><b><u>Car interiors:</u></b></p> <p><input type="checkbox"/> Stainless steel    <input type="checkbox"/> Laminate, colour_____ (see brochure)    <input type="checkbox"/> RAL_____</p> <p><input type="checkbox"/> Hand rail: Stainless steel    <input type="checkbox"/> Mirror: Half size</p> <p>Car floor options:_____ (See brochure)</p> <p><b><u>Car Telephone :</u></b></p> <p><input type="checkbox"/> Wall mounted telephone set    <input type="checkbox"/> COP mounted telephone (recessed telephone)</p> <p><input type="checkbox"/> Autodialer    <input type="checkbox"/> Voice synthesizer    <input type="checkbox"/> Intercom from machine room to car</p> <p><b><u>Doors opening :</u></b></p> <table border="1" style="width: 100%; border-collapse: collapse; margin: 10px 0;"> <thead> <tr> <th></th> <th style="width: 25%;">Door 1</th> <th style="width: 25%;">Door 2</th> <th style="width: 25%;">Door 3</th> </tr> </thead> <tbody> <tr> <td style="text-align: center;">Floor 1</td> <td></td> <td></td> <td></td> </tr> <tr> <td style="text-align: center;">Floor 2</td> <td></td> <td></td> <td></td> </tr> <tr> <td style="text-align: center;">Floor 3</td> <td></td> <td></td> <td></td> </tr> <tr> <td style="text-align: center;">Floor 4</td> <td></td> <td></td> <td></td> </tr> </tbody> </table> <p><input type="checkbox"/> Braille pushes    <input type="checkbox"/> Green rim for main landing car push</p>		Door 1	Door 2	Door 3	Floor 1				Floor 2				Floor 3				Floor 4			
	Door 1	Door 2	Door 3																		
Floor 1																					
Floor 2																					
Floor 3																					
Floor 4																					

<b>Machine-room data</b>	<p><b><u>Lift machine room:</u></b></p> <p>Power unit and control panel are located at a distance of:_____ [m] from the shaft.</p> <p><input type="checkbox"/> Oil heater required (when ambient temperature is likely to drop below 5 °C)</p> <p><input type="checkbox"/> Control panel door hinged on the left    <input type="checkbox"/> Oil collector beneath the power unit required</p> <p><input type="checkbox"/> Cabinet (1400Hx600Wx600D) for power unit and control panel required</p>
<b>Fire recall</b>	<p><input type="checkbox"/> Fire recall to floor_____    <input type="checkbox"/> Manual fire recall with a switch at the fire recall floor.</p> <p><input type="checkbox"/> Automatic fire recall initiated by the building's fire alarm system.</p> <p>If the fire floor is not the lowest floor a UPS is required UPS always required to operate the cam.</p>
<b>Emergency</b>	<p><input type="checkbox"/> Emergency automatic car door(s) opening</p> <p><input type="checkbox"/> Lift fully operative during power outage</p>
<b>General</b>	<p><input type="checkbox"/> Test hand set required (for travelling during installation)</p>

<b>Floor Options</b>					
	<input type="checkbox"/>	<input type="checkbox"/>	<input type="checkbox"/>	<input type="checkbox"/>	<input type="checkbox"/>
					
	<input type="checkbox"/>	<input type="checkbox"/>	<input type="checkbox"/>	<input type="checkbox"/>	<input type="checkbox"/>

<b>Ceiling Options</b>				
	<input type="checkbox"/>	<input type="checkbox"/>	<input type="checkbox"/>	<input type="checkbox"/>
				
	<input type="checkbox"/>	<input type="checkbox"/>	<input type="checkbox"/>	<input type="checkbox"/>

<b>Interior Options</b>					
	<input type="checkbox"/>	<input type="checkbox"/>	<input type="checkbox"/>	<input type="checkbox"/>	<input type="checkbox"/>
					
	<input type="checkbox"/>	<input type="checkbox"/>	<input type="checkbox"/>	<input type="checkbox"/>	<input type="checkbox"/>

COP and LOP Options

